

Technical specifications

1. System and network requirements	2
2. Cards structures detected and analyzed automatically	3
3. Supported source formats	4
4. Supported ingest modes and delivery protocols	5
5. Supported target formats.....	6
A. SD PAL and HD 25/50 fps	6
B. SD NTSC and HD 23.976/29.97/59.94 fps.....	7
C. 4K PAL 25/50 fps	8
D. 4K NTSC 23.976/29.94/59.94 fps.....	9
E. Avid Proxy PAL/NTSC 23.976/25/29.94/50/59.94 fps	10
F. JFIF PAL/NTSC 23.976/25/29.94 fps.....	11
6. Spanned clips support	11
7. File analysis and smart processing.....	12
8. Metadata management.....	13
A. Supported metadata in IN2IT exchange	13
B. Metadata usage.....	15
9. Network ports usage	18



1. System and network requirements

Depending of your workflow, we recommend one of the following configurations :

IN2IT exchange

- 32GB RAM
- 1 or 2 x CPU Intel® Xeon® Gold 6132 2,6GHz 14 cores*
- 2 x SSD 480 GB RAID 1 for system
- 2 x HDD 900 GB 15K RPM SAS RAID 1 for data
- Dual Power supply
- Intel®Ethernet i350 QP 1Gb Server Adapter (Avid qualified)
- or Intel X540 Dual Port 10G Base-T Adapter (Avid qualified)
- Windows Server 2016 or 2019 Standard

*① * This is a highly powerful, future-proof configuration designed for transcoding usage. You can expect real time transcoding of 8 simultaneous streams with 1 CPU. If the source material is being mainly rewrapped, a configuration with only 1 CPU is sufficient.*

For integration with Avid storage, a qualified Avid network card is required. Please refer to Avid documentation regarding qualified network cards for your system.

Virtualization of IN2IT exchange

- 1GbE connection per Woody VM
- 10Gb storage connection on hosts
- 8vCPUs minimum per Woody VM
- 32GB RAM

System configuration

- Supported operating systems: Windows Server 2016 / Windows Server 2019 / Windows 10
- Google Chrome is recommended to access Woody user interfaces

Network requirements

- The network port usage for IN2IT exchange server 3.3 can be found at the end of this document
- Real-time antivirus scan must be disabled for removable drives to be connected, and folders where Woody will read or write media and metadata.
- Avid Interplay Web Services port: depending on your Avid configuration.
- Avid ISIS/NEXIS ports usage: Please refer to Avid documentation.

Requirements for Avid integration

- Interplay: from v 3.1 / Interplay WebServices: from v 3.5.
- Pro Tools: 12.8 and higher. For version before 12.8, please use Woody in2it 3.0)
- The Interplay user configured in the application must have rights to read and write in Interplay source and destination folders.

- Install the ISIS/Nexis client on the same server as **IN2IT exchange**. The server must have read and write access onto the source and destination workspaces.
- The **IN2IT exchange** server must have access to Avid Interplay WebServices and to the production storage.
- Interplay WebServices can optionally be installed on the same server than Woody software. For more information about Interplay WebServices installation, please refer to the Avid documentation.

2. Cards structures detected and analyzed automatically

- Sony XDCam, XDCam HD, XDCam EX, XDCam Pro
- Sony XAVC, M4ROOT
- Sony Professional Disk
- Panasonic P2, Panasonic P2 LongG
- Canon XF
- AVCHD
- DCIM (including GoPro cameras) and MPROOT

3. Supported source formats

Audio-video containers

4X, ASF, AVI, AVS, Bink, CDXL, DV, FLV, GXF, Matroska, Microsoft XMV, MLV, MP4, MPEG Systems, MPEG-TS, MTV, MXF Op1a, MXF Op1b*, MXF OpAtom, MxPEG, NUT, Ogg, QuickTime / MOV, RealMedia, RedCode R3D, RL2, WebM.

Audio containers

3GPP, ACT, AFC, AIFF/AST, Apple CAF, Audio IFF, AVR, BRSTM, Creative, CRI ADX, CRYO APC, D-Cinema, IRCAM, LOAS, MD STUDIO, Microsoft xWMA, Monkey's Audio, MP3, Musepack, NIST, NTT TwinVQ, PVF, QCP, Sony OpenMG, Sony Wave64, Sun AU, True Audio, WAV / WAVE, Westwood, Yamaha SMAF.

Video codecs

4X Movie, AJA Kona, AMV Video, Apple MJPEG-B, Apple ProRes, Auravision, AVC-Intra, AVC-Intra LongG*, AVS, BBC Dirac, Beam Software, Bethesda, Bink, CamStudio, Canopus Lossless Codec, Chinese AVS, Chronomaster, Cinepak, Cirrus Logic AccuPak, Commodore CDXL, CPiA, Dirac, DNxHD, Duck TrueMotion, DV, DVCPro, DVCProHD, Electronic Arts, Feeble Files, FFmpeg video codec, FLV / Sorenson Spark, Google VP9, H.261, H.263, H.264, HEVC, IBM UltiMotion, IFF, Intel Indeo, Lagarith, Microsoft RLE, Video 1, MJPEG, MPEG-1, MPEG-2, MPEG-4, NuppelVideo, On2 VP3 - VP5 - VP6 - VP7 - VP8, RealVideo 1.0 - 2.0 - 3.0 - 4.0 - RL2, Sierra VMD, Silicon Graphics Motion Video, Silicon Graphics RLE, Smackvideo, VC-1, Sony MDEC, Theora, Ut Video, VC3/DNxHD, VP8, VP9, Windows Media Video 7 - 8 - 9, XAVC-Intra, XAVC-LongG.

Audio codecs

8SVX, AAC, ADPCM, ADU, ALAC, ALS, AMR-NB, ATRAC1 - 3, ATSC, Bink, DCA, DPCM, DSD, FLAC, G.722, G.723, G.726, G.729, Gecko, GSM, IAC, IMC, LucasArts VIMA, MACE, MLP, Monkey's Audio, MPI, MP2, MP3, Musepack, On2 Audio, Opus, PCM, QCELP, RealAudio 1.0 - 2.0 - Lossless - SIPR, Sierra VMD audio, Smack, SMPTE 302M, Sonic, True Audio, TrueHD, Vorbis, Voxware MetaSound, VQF TwinVQ, Westwood Audio, Windows Media Audio 1 - 2 - 9 - Lossless - Voice.

Animations and still images

Apple QuickDraw, Autodesk Animator, Deluxe Paint Animation, QuickTime Animation, QuickTime Graphics, Westwood Studios VQA, Alias/Wavefront PIX image, BMP, BRender PIX image, DPX, GIF, JPEG 2000, JPEG, OpenEXR, PAM, PBM, PCX, PGM, Pictor/PC Paint, Pinnacle Targa, PNG, PPM, SGI, SMV, TIFF, Truevision Targa, WebP, XBM.

Notes

- All containers do not support all codecs.
- Some containers and unusual codecs not listed here may be supported.
- Some unusual containers and/or codecs are not - or not correctly - read by the [IN2IT exchange](#) player but are nevertheless accepted by the ingest engine.
- *copy mode only

4. Supported ingest modes and delivery protocols

The following ingest modes and delivery protocols are supported in Woody in2it

- **Ingest modes:** Avid Interplay, Avid MediaFiles + AAF, A/V File + Metadata, Grass Valley Stratus SCS, Backup, Cantemo Portal, Multitarget
- **Delivery protocols:** FTP, SFTP, FTPS, SMB, Aspera FASP, FileCatalyst, Signiant, Azure storage, Amazon S3

5. Supported target formats

A. SD PAL and HD 25/50 fps

Ingest mode	Avid Modes	Other modes
AVC-Intra 100 (1080i/50)	✓	✓
AVC-Intra 100 (1080p/25)	✓	✓
AVC-Intra 100 (720p/25), (720p/50)	✓	✓
AVC-Intra 50 (1080i/50)	✓	✓
AVC-Intra 50 (1080p/25)	✓	✓
AVC-Intra 50 (720p/25), (720p/50)	✓	✓
DNxHD 120 (1080i/50), (1080p/25), (720p/50)	✓	✓
DNxHD 185 (1080i/50), (1080p/25)	✓	✓
DNxHD 185x (1080i/50)	✓	✓
DNxHD 185x (1080p/25)	✓	
DNxHD 240 (1080p/50)	✓	✓
DNxHD 36 (1080p/25)	✓	✓
DNxHD 365 (1080p/50)	✓	✓
DNxHD 365x (1080p/50)	✓	✓
DNxHD 60 (720p/25)	✓	✓
DNxHD 75 (1080p/50)	✓	✓
DNxHD 90 (720p/25)	✓	✓
DNxHD 90x (720p/25)	✓	✓
DV 25 411 i (PAL)	✓	✓
DV 25 411 p (PAL)	✓	
DV 25 420 i (PAL)	✓	✓
DV 25 420 p (PAL)	✓	
DV 50 i (PAL)	✓	✓
DV 50 p (PAL)	✓	
DVCPro HD (1080i/50)	✓	
DVCPro HD (720p/50)	✓	
MPEG 30 i (PAL)	✓	✓
MPEG 40 i (PAL)	✓	✓
MPEG 50 i (PAL)	✓	✓
XDCAM EX 35Mbits (1080i/50)	✓	✓
XDCAM EX 35Mbits (1080p/25)	✓	✓
XDCAM EX 35Mbits (720p/50)	✓	✓
XDCAM EX 35Mbits (720p/25)	✓	✓
XDCAM HD 50Mbits (1080i/50)	✓	✓
XDCAM HD 50Mbits (1080p/25)	✓	✓
XDCAM HD 50Mbits (720p/50)	✓	✓
XDCAM HD 50Mbits (720p/25)		✓
Custom presets *		✓

B. SD NTSC and HD 23.976/29.97/59.94 fps

Ingest mode	Avid Modes	Other modes
AVC-Intra 100 (1080i/59.94)	✓	✓
AVC-Intra 100 (1080p/23.976), (1080p/29.97)	✓	✓
AVC-Intra 100 (720p/23.976), (720p/29.97), (720p/59.94)	✓	✓
AVC-Intra 50 (1080i/59.94)	✓	✓
AVC-Intra 50 (1080p/23.976), (1080p/29.97)	✓	✓
AVC-Intra 50 (720p/23.976), (720p/29.97), (720p/59.94)	✓	✓
DNxHD 110 (720p/29.97)	✓	✓
DNxHD 115 (1080p/23.976)	✓	✓
DNxHD 145 (1080i/59.94), (1080p/29.97), (720p/59.94)	✓	✓
DNxHD 175 (1080p/23.976)	✓	✓
DNxHD 175x (1080p/23.976)	✓	✓
DNxHD 220 (1080i/59.94), (1080p/29.97), (720p/59.94)	✓	✓
DNxHD 220x (1080i/59.94), (1080p/29.97), (720p/59.94)	✓	✓
DNxHD 290 (1080p/59.94)	✓	✓
DNxHD 36 (1080p/23.976)	✓	✓
DNxHD 440 (1080p/59.94)	✓	✓
DNxHD 440x (1080p/59.94)	✓	✓
DNxHD 60 (720p/23.976)	✓	✓
DNxHD 75 (720p/29.97)	✓	✓
DNxHD 90 (1080p/59.94), (720p/23.976)	✓	✓
DNxHD 90x (720p/23.976)	✓	✓
DV 25 411 i(NTSC) 29.97	✓	✓
DV 50 i(NTSC) 29.97	✓	✓
MPEG 30 i (NTSC)	✓	✓
MPEG 30 i (NTSC)	✓	✓
MPEG 30 i (NTSC)	✓	✓
DVCPro HD (1080i/59.97)	✓	
DVCPro HD (720p/59.94)	✓	
XDCAM EX 35Mbits (1080i/59.94), (1080p/23.976), (1080p/29.97)	✓	✓
XDCAM EX 35Mbits (720p/23.976), (720p/29.94)	✓	✓
XDCAM HD 50Mbits (1080i/59.94), (1080p/23.976), (1080p/29.97)	✓	✓
XDCAM HD 50Mbits (720p/59.94)	✓	✓
XAVC Intra 100 (1080i/50)	✓	
XAVC Intra 100 (1080i/59.94)	✓	
XAVC Intra 100 (1080p/23.976)	✓	
XAVC Intra 100 (1080p/25)	✓	
XAVC Intra 100 (1080p/29.97)	✓	
Custom presets *		✓

* In [A/V File + Metadata](#) mode, the administrator can create its own preset based on MXF Op1a, MOV and MP4 containers.

Avid audio target formats

Supported audio target formats for Avid modes are PCM 16 or 24 bits at 44100 or 48000 Hz

C. 4K PAL 25/50 fps

Ingest mode	Avid Modes	Other modes
DNxHR 444 10bits (1920x1080p/25)	✓	
DNxHR 444 10bits (1920x1080p/50)	✓	
DNxHR 444 10bits (2048x1080p/25)	✓	
DNxHR 444 10bits (2048x1080p/50)	✓	
DNxHR 444 10bits (3840x2160p/25)	✓	
DNxHR 444 10bits (3840x2160p/50)	✓	
DNxHR 444 10bits (4096x2160p/25)	✓	
DNxHR 444 10bits (4096x2160p/50)	✓	
DNxHR HQ (1920x1080p/25)	✓	
DNxHR HQ (1920x1080p/50)	✓	
DNxHR HQ (2048x1080p/25)	✓	
DNxHR HQ (2048x1080p/50)	✓	
DNxHR HQ (3840x2160p/25)	✓	
DNxHR HQ (3840x2160p/50)	✓	
DNxHR HQ (4096x2160p/25)	✓	
DNxHR HQ (4096x2160p/50)	✓	
DNxHR HQX 10bits (1920x1080p/25)	✓	
DNxHR HQX 10bits (1920x1080p/50)	✓	
DNxHR HQX 10bits (2048x1080p/25)	✓	
DNxHR HQX 10bits (2048x1080p/50)	✓	
DNxHR HQX 10bits (3840x2160p/25)	✓	
DNxHR HQX 10bits (3840x2160p/50)	✓	
DNxHR HQX 10bits (4096x2160p/25)	✓	
DNxHR HQX 10bits (4096x2160p/50)	✓	
DNxHR LB (1920x1080p/25)	✓	
DNxHR LB (1920x1080p/50)	✓	
DNxHR LB (2048x1080p/25)	✓	
DNxHR LB (2048x1080p/50)	✓	
DNxHR LB (3840x2160p/25)	✓	
DNxHR LB (3840x2160p/50)	✓	
DNxHR LB (4096x2160p/25)	✓	
DNxHR LB (4096x2160p/50)	✓	
DNxHR SQ (1920x1080p/25)	✓	
DNxHR SQ (1920x1080p/50)	✓	
DNxHR SQ (2048x1080p/25)	✓	
DNxHR SQ (2048x1080p/50)	✓	
DNxHR SQ (3840x2160p/25)	✓	
DNxHR SQ (3840x2160p/50)	✓	
DNxHR SQ (4096x2160p/25)	✓	
DNxHR SQ (4096x2160p/50)	✓	

D. 4K NTSC 23.976/29.94/59.94 fps

Ingest mode	Avid Modes	Other modes
DNxHR 444 10bits (1920x1080p/23.976)	✓	
DNxHR 444 10bits (1920x1080p/29.97)	✓	
DNxHR 444 10bits (1920x1080p/59.94)	✓	
DNxHR 444 10bits (2048x1080p/23.976)	✓	
DNxHR 444 10bits (2048x1080p/29.97)	✓	
DNxHR 444 10bits (2048x1080p/59.94)	✓	
DNxHR 444 10bits (3840x2160p/23.976)	✓	
DNxHR 444 10bits (3840x2160p/29.97)	✓	
DNxHR 444 10bits (3840x2160p/59.94)	✓	
DNxHR 444 10bits (4096x2160p/23.976)	✓	
DNxHR 444 10bits (4096x2160p/29.97)	✓	
DNxHR 444 10bits (4096x2160p/59.94)	✓	
DNxHR HQ (1920x1080p/23.976)	✓	
DNxHR HQ (1920x1080p/29.97)	✓	
DNxHR HQ (1920x1080p/59.94)	✓	
DNxHR HQ (2048x1080p/23.976)	✓	
DNxHR HQ (2048x1080p/29.97)	✓	
DNxHR HQ (2048x1080p/59.94)	✓	
DNxHR HQ (3840x2160p/23.976)	✓	
DNxHR HQ (3840x2160p/29.97)	✓	
DNxHR HQ (3840x2160p/59.94)	✓	
DNxHR HQ (4096x2160p/23.976)	✓	
DNxHR HQ (4096x2160p/29.97)	✓	
DNxHR HQ (4096x2160p/59.94)	✓	
DNxHR HQX 10bits (1920x1080p/23.976)	✓	
DNxHR HQX 10bits (1920x1080p/29.97)	✓	
DNxHR HQX 10bits (1920x1080p/59.94)	✓	
DNxHR HQX 10bits (2048x1080p/23.976)	✓	
DNxHR HQX 10bits (2048x1080p/29.97)	✓	
DNxHR HQX 10bits (2048x1080p/59.94)	✓	
DNxHR HQX 10bits (3840x2160p/23.976)	✓	
DNxHR HQX 10bits (3840x2160p/29.97)	✓	
DNxHR HQX 10bits (3840x2160p/59.94)	✓	
DNxHR HQX 10bits (4096x2160p/23.976)	✓	
DNxHR HQX 10bits (4096x2160p/29.97)	✓	
DNxHR HQX 10bits (4096x2160p/59.94)	✓	
DNxHR LB (1920x1080p/23.976)	✓	
DNxHR LB (1920x1080p/29.97)	✓	
DNxHR LB (1920x1080p/59.94)	✓	
DNxHR LB (2048x1080p/23.976)	✓	
DNxHR LB (2048x1080p/29.97)	✓	
DNxHR LB (2048x1080p/59.94)	✓	
DNxHR LB (3840x2160p/23.976)	✓	
DNxHR LB (3840x2160p/29.97)	✓	
DNxHR LB (3840x2160p/59.94)	✓	

DNxHR LB (4096x2160p/23.976)	✓	
DNxHR LB (4096x2160p/29.97)	✓	
DNxHR LB (4096x2160p/59.94)	✓	
DNxHR SQ (1920x1080p/23.976)	✓	
DNxHR SQ (1920x1080p/29.97)	✓	
DNxHR SQ (1920x1080p/59.94)	✓	
DNxHR SQ (2048x1080p/23.976)	✓	
DNxHR SQ (2048x1080p/29.97)	✓	
DNxHR SQ (2048x1080p/59.94)	✓	
DNxHR SQ (3840x2160p/23.976)	✓	
DNxHR SQ (3840x2160p/29.97)	✓	
DNxHR SQ (3840x2160p/59.94)	✓	
DNxHR SQ (4096x2160p/23.976)	✓	
DNxHR SQ (4096x2160p/29.97)	✓	
DNxHR SQ (4096x2160p/59.94)	✓	

E. Avid Proxy PAL/NTSC 23.976/25/29.94/50/59.94 fps

Ingest mode	Avid Modes	Other modes
H264 Proxy 1.5Mbps SD (240i/29.97)	✓	
H264 Proxy 1.5Mbps SD (288i/25)	✓	
H264 Proxy 2Mbps 1080 (270i/50)	✓	
H264 Proxy 2Mbps 1080 (270i/59.94)	✓	
H264 Proxy 2Mbps 720 (360p/50)	✓	
H264 Proxy 2Mbps 720 (360p/59.94)	✓	
H264 Proxy 800kpbs 1080 (270i/50)	✓	
H264 Proxy 800kpbs 1080 (270i/59.94)	✓	
H264 Proxy 800kpbs 1080 (270p/23.976)	✓	
H264 Proxy 800kpbs 1080 (270p/25)	✓	
H264 Proxy 800kpbs 1080 (270p/29.97)	✓	
H264 Proxy 800kpbs 720 (180p/23.976)	✓	
H264 Proxy 800kpbs 720 (180p/25)	✓	
H264 Proxy 800kpbs 720 (180p/29.97)	✓	
H264 Proxy 800kpbs 720 (180p/50)	✓	
H264 Proxy 800kpbs 720 (180p/59.94)	✓	
H264 Proxy 800kpbs SD (240i/29.97)	✓	
H264 Proxy 800kpbs SD (288i/25)	✓	

F. JFIF PAL/NTSC 23.976/25/29.94 fps

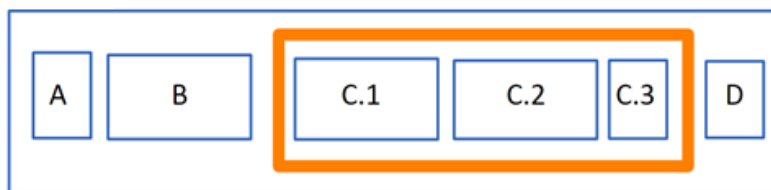
Ingest mode	Avid Modes	Other modes
JFIF 10:1 (496i/29.97)	✓	
JFIF 10:1 (592i/25)	✓	
JFIF 14:1 (496p/29.97)	✓	
JFIF 14:1 p (592p/25)	✓	
JFIF 15 :ls NTSC	✓	
JFIF 15 :ls PAL	✓	
JFIF 2:1 (496i/29.97)	✓	
JFIF 2:1 (592i/25)	✓	
JFIF 2:1 (496p/29.97)	✓	
JFIF 2:1 (592p/25)	✓	
JFIF 20:1 (496i/29.97)	✓	
JFIF 20:1 (592i/25)	✓	
JFIF 28:1 (496p/29.97)	✓	
JFIF 28:1 (592p/25)	✓	
JFIF 3:1 (496i/29.97)	✓	
JFIF 3:1 (592i/25)	✓	
JFIF 3:1 (496p/29.97)	✓	
JFIF 3:1 (592p/25)	✓	
JFIF 35:1 (496p/29.97)	✓	
JFIF 35:1 (592p/25)	✓	

6. Spanned clips support

A clip is called spanned when it is saved into several files. Here are 2 cases:

- ▶ **Span intra-card**, it can occur when the files system (FAT16, FAT32) of the recording devices limits the files size while the camera manages the recording continuity. The files making part of the clip are on a same card.

Card



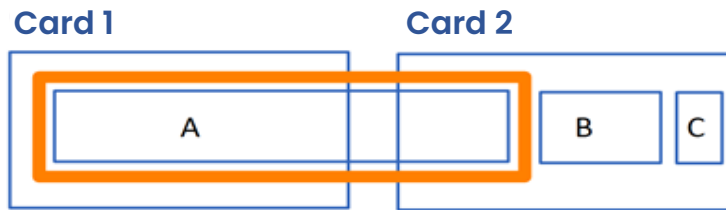
IN2IT exchange manages this kind of clips, performing a virtual concatenation of the files making part of the clip, processing it as a single clip in the user interface (player, metadata, sub-clips) and ingest process.

IN2IT exchange detects and creates the span intra-cards for structures:

- Panasonic P2
- AVC HD
- Canon XF
- DCIM

ⓘ This spanning case is not applicable to XDCam structures (UDF or exFAT file system).

- ▶ **Span inter-cards**, it can occur when the camera has several card recorders and allows the continuous recording between them.



The presence of an inter-card *spanned* clip at the start or end of a card is indicated with a special icon, in the interface. However, the 2 parts of the clip are processed by **IN2IT exchange** as 2 separate clips.

IN2IT exchange detects the span inter-cards for structures:

- Sony XDCam and XDCam Pro
- Panasonic P2
- Canon XF

7. File analysis and smart processing

Woody processing engine decides automatically which processing to apply, depending of

- . target format
- . source essence format (codec), regardless of its container

- ▶ **Transcode**. If the 2 formats are different, an audio and/or video transcode is performed before the wrapping.
- ▶ **Rewrap**. If the 2 formats are identical, Woody is only rewrapping from the source container to the target container. Rewrap is made if the target format is defined as "same as source" or if **IN2IT exchange** detects that the source format is the same than the target format configured.

Audio tracks are transcoded, if necessary.

The rewrap saves the source quality as it is completely non-destructive, and is also much faster than a transcode : the processing time will be similar to a simple file copy.

- ▶ **Audio**. When a source clip contains only audio tracks or when the target is defined as « Audio only », the clip is processed transcoding only the audio tracks. In Avid Interplay or Avid MediaFile mode, the target clip is an audio only masterclip.
- ▶ **Photo**. Picture files are processed as a video target file. The duration of the generated clip can be defined in the configuration of **IN2IT exchange**.

Edit While Ingest – Avid Interplay mode

IN2IT exchange handles *Edit While Ingest* feature of Avid Interplay. If the *Edit While Ingest* is enabled in the profile configuration, the generated masterclip is regularly updated in Avid Interplay. This makes possible editing or viewing while ingest. The check-in frequency can be configured in number of frames (please not that a high refreshing frequency can affect ingest performances).

8. Metadata management

A. Supported metadata in IN2IT exchange

Audiovisual technical metadata

These data come from additional metadata files for Sony XDCam, Panasonic P2 or Canon XF structures or from the analysis of DCIM files structures and audiovisual files out of structure.

The analyzed data are described in the following fields:

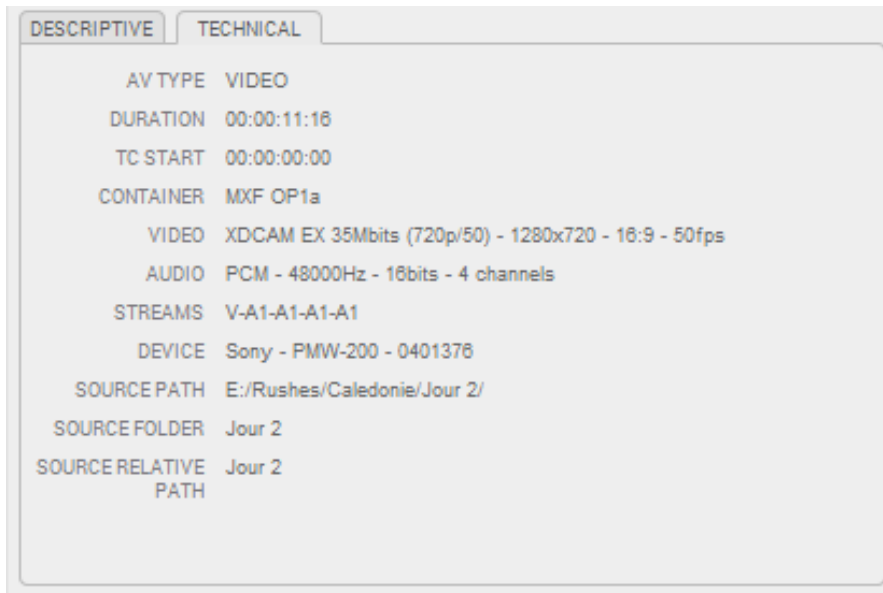
Metadata	Details
AV Type	Video, Audio, Photo
Date	Video creation time or File last modified date
Duration	Clip duration
TC Start	Start of the clip Timecode
Container	+ [Container settings] if available
Streams	Stream type [+ Channels number]. e.g V-A1-A1-A1-A1ou V1-A4-D
Video	
Codec	+ [profile@level] if available
+ Pixel format	4:2:0, 4:2:2, ...
+ Width x Height	Dimensions
+ DAR	Display Aspect Ratio
+ FPS	Frequency (images per seconde)
+ Bandwidth	If available
+ Interlace mode	Progressive, TFF, BFF
+ [Avid Codec]	If Avid Codec in the clip essence
Audio	
Codec	
+ Sampling frequency	If available
+ Sampling depth	If available
+ Channels number	
Device	Manufacturer – Model – Serial number – if available

Files metadata

These data correspond to the processed files or structures. They give the possibility to reuse the tree structure and the name of source files in the naming rules.

Metadata	Details
Clip name	For card structures
File Name	For files out of structure
Path	Of source clip. For card structures, it means the path until the parent folder of the structure (e.g. CONTENTS, XDRoots)
Folder	Of source clip. For card structures, it means the folder above the parent folder of the structure (e.g. CONTENTS, XDRoots)
Relative path	The path corresponding to the point from which an operation is performed, for example, in the case of the scan of the video files of a disk.
Disk letter	Of the disk where the source clip is located.

In the user interface, the details mentioned above are shown as follows:



Ingest metadata

These data correspond to the clip or group of clips after ingest.

Metadata	Details
First clip Date	Allows to organize the ingested clips, by date, even for a shooting lasting two days
Ingest Date	Date of ingest
Ingest Format	Target ingest format
Avid MobId / Avid URI	Clips created into Interplay
Target Name	As defined by the naming rule
Target Folder	As defined by the subfolder creation rule
Target Path	As defined by the subfolder creation rule

User metadata

These metadata are defined by the administrator, in the ingest profile. They are of several types:

Text	Can be freely filled by the user
List	Choice by the user from a closed list
External list	Choice from a closed list populated by an external csv file
Static	Can not be changed by the user
Interplay selector	Allow Interplay browsing for target folder selection

For each user metadata, you can specify:

- If it is mandatory (the ingest will be blocked if it is not filled)
- If it is displayed and/or editable
- ▶ For all selected clips
- ▶ For each clip separately

B. Metadata usage

Metadata above can be used into **IN2IT exchange**

- ▶ Within the creation and naming rules of clips, folders (and shotlists in **Avid Interplay** mode).



- ▶ In **Avid Interplay** and **Avid MXF + AAF** modes, to fill Custom *Interplay Attributes* and *User Columns* in MediaComposer

Metadata		Interplay attribute
<i>New metadata</i>		
Ingest 1	static ▼	
Show	list ▼ ...	Programme
Topic	text ▼	
Journalist	list ▼ ...	Journalist



- ▶ In Cantemo Portal mode: to fill Cantemo metadata mode

Metadata		Export attribute
<i>New metadata</i>		
Sujet	text	Topic
Production	list	Show
Episode	text	Episode
Name		
Source Name		
Source Date		

- ▶ In A/V File + Metadata mode, all metadatas are provided as a XML structure output.

This structure is available as a XML file (see exemple below) and usable in the post-processing notifications. Profiles configuration allows to apply a XSL transformation to metadata.

```
<?xml version="1.0" encoding="UTF-8" ?>
<WoodyAsset version="1.0">
  <Process>
    <Status>Success</Status>
    <Date>2017-02-09 17:25:21</Date>
    <Profile>Nearline</Profile>
    <IngestMode>File</IngestMode>
    <ProcessMode>Transcode</ProcessMode>
    <MetadataDeliveryMode>SMB</MetadataDeliveryMode>
    <MediaDeliveryMode>SMB</MediaDeliveryMode>
    <Station>DESKTOP-6JFB734</Station>
    <User>aurel</User>
    <Application>Woody in2it 2.7.002</Application>
  </Process>
  <Sources>
    <Source>
      <Name>0010YK</Name>
      <Path>E:/LB1</Path>
      <RelativePath>LB1</RelativePath>
      <VolumeName>Elements</VolumeName>
      <CreationDate>2000-05-06 10:32:43</CreationDate>
      <AVStructure>PANASONIC_P2</AVStructure>
      <AVType>VIDEO</AVType>
      <ClipId>1486656295241091</ClipId>
      <ClipUmid>060A2B340101010501010D4313000000C39E9D6C701605E7008045822D1A1627</ClipUmid>
      <CardId>F4ADE791-184C6986-1ACAD10C.PANASONIC_P2</CardId>
      <Container>MKF OP-Atom</Container>
      <Video>DVCPPro HD (1080i/50) 1440x1080 - 16:9 - 25fps</Video>
      <Audio>PCM - 48000Hz - 16bits - 4 channels</Audio>
      <fps>25</fps>
      <Spans>1</Spans>
      <Start_seconds>36340.4</Start_seconds>
      <Start_SMPTE>10:05:40:10</Start_SMPTE>
      <Duration_seconds>43.72</Duration_seconds>
      <Duration_SMPTE>00:00:43:18</Duration_SMPTE>
      <isSubclip>>false</isSubclip>
      <SourceMetadata>
        <Metadata source="PanasonicP2" name="UserClipname">060A2B340101010501010D4313000000C39E9D6C</Metadata>
        <Metadata source="PanasonicP2" name="DataSource">SHOOTING</Metadata>
        <Metadata source="PanasonicP2" name="CreationDate">2000-05-06T10:32:43+00:00</Metadata>
        <Metadata source="PanasonicP2" name="LastUpdateDate">2000-05-06T10:33:27+00:00</Metadata>
        <Metadata source="PanasonicP2" name="StartDate">2000-05-06T10:32:44+00:00</Metadata>
        <Metadata source="PanasonicP2" name="EndDate">2000-05-06T10:33:27+00:00</Metadata>
      </SourceMetadata>
    </Source>
  </Sources>
  <Target>
    <Name>Toyota Q4 results - 001</Name>
    <Start_seconds>36340.4</Start_seconds>
    <Start_SMPTE>10:05:40:10</Start_SMPTE>
    <Duration_seconds>43.72</Duration_seconds>
    <Duration_SMPTE>00:00:43:18</Duration_SMPTE>
    <MetadataFolder>C:\Woody Demo\Output\XML\2017-02-09\Toyota Q4 results</MetadataFolder>
    <MetadataFile>C:\Woody Demo\Output\XML\2017-02-09\Toyota Q4 results\Toyota Q4 results - 001.xml</MetadataFile>
    <MediaFolder>C:\Woody Demo\Output\MKF\2017-02-09\Toyota Q4 results</MediaFolder>
    <MediaFile>C:\Woody Demo\Output\MKF\2017-02-09\Toyota Q4 results\Toyota Q4 results - 001.mxf</MediaFile>
    <Video>AVC-Intra 100 (1080i/50)</Video>
    <Audio>48000Hz - 16bits - 4 channels</Audio>
  </Target>
  <DescriptiveMetadata>
    <Metadata source="user" name="Show">Business</Metadata>
    <Metadata source="user" name="Journalist">Laura</Metadata>
    <Metadata source="user" name="Topic">Toyota Q4 results</Metadata>
  </DescriptiveMetadata>
</WoodyAsset>
```


Notes

- Metadata related to a single clip, such as name, duration, date, mobId, cannot be used for grouping functions (subfolders and shotlists)
- Ingest metadata cannot be used for the clips renaming.
- The configuration of **IN2IT exchange** profiles is described in the Setup Guide dedicated.

9. Network ports usage

Protocol	Port	Process	Description	Port used between IN2IT exchange server nodes	Port used between IN2IT access and IN2IT exchange
Internal Woody communication					
TCP	4369	RabbitMQ (epmd)	RabbitMQ peer discovery	YES	
	5672, 5671	RabbitMQ	AMQP 0-9-1 and 1.0 clients without and with TLS	YES	
	25672	RabbitMQ	inter-node and CLI tools		
	35672-35682	RabbitMQ	used by CLI tools		
	30609	Arangod	Database server	YES	
	5001	Arangod Agency	Agency Arango pour la réplication	YES	
	7001	Arangod Coordinator	Agency Arango pour la réplication (cluster)	YES	
TCP & UDP	8600	consul	Consul DNS: The DNS server	YES	
TCP	8501	consul	Consul HTTPS: The HTTPs API	YES	
TCP & UDP	8301	consul	Consul LAN Serf: The Serf LAN port	YES	
	8302	consul	Consul Wan Serf: The Serf WAN port	YES	
TCP	8300	consul	Consul server: Server RPC address (TCP Only)	YES	
	4443	traefik	Traefik HTTPS port	YES	YES
	880	traefik	Traefik HTTP port	YES	YES
	30622	authserver	Woody auth server	YES	
	30619	dataserver	Woody data server, ux server	YES	
	30601	fileSrv	Woody engine	YES	
	30603	folderSrv	Woody engine	YES	
	30604	ingestSrvAMT2	Woody engine	YES	
	30612	ingestSrvAMT3	Woody engine	YES	
	30600	manager	Woody engine		
	30605	SNSearch	Woody social search	YES	
	30607	SNToken	Woody social token	YES	
	30613	turboplayer	Woody player	YES	

<https://support.woody-technologies.com>